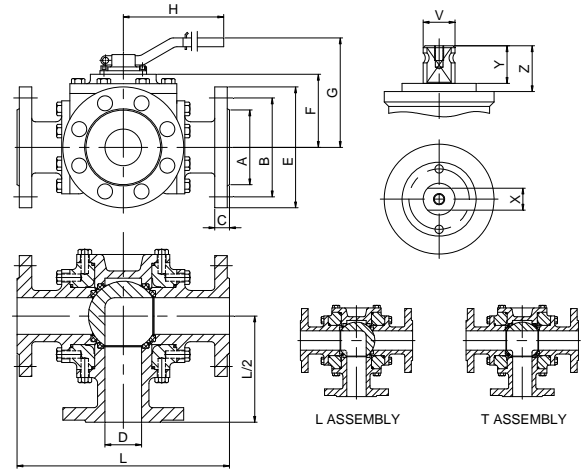
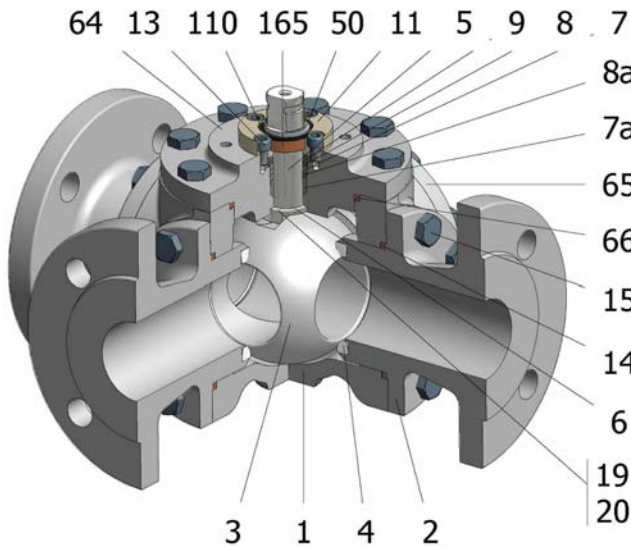


FIG.Z 84 TTG PN40 DN25/100 L/T



Position	Description	Material
01	Body 1	C.S. 1.0619
02	Body 2	C.S. 1.0619
03	Ball	S.S. 1.4408
04	Seat	PTFE
05	Stem	S.S. 1.4401
06	Stem seal	PTFE+FG
07	Stem packing 1	PTFE
07a	Stem packing 2	Graphite
08	Gland packing	S.S. 1.4401
08a	Gland packing 1	S.S. 1.4401
09	Spring washer	S.S. 1.4310
11	Cover	S.S. 1.4408
13	Cover bolt	A4-70
14	Body seal 1	Graphite
15	Body bolt	A2-70
16	Handle	WCB
17	Handle bolt	1.045(8.8)
19	Spring	S.S. 1.4401
20	Antistatic ball	S.S. 1.4401
50	Subjection ring	S.S. 1.4021
64	Body cover	C.S. 1.0619
65	Body blind	C.S. 1.0619
66	Body cover seal	Graphite
110	Subjection ring seal	S.S. 1.4401 Nitrided
165	Stem bearing	PTFE+FG

General features

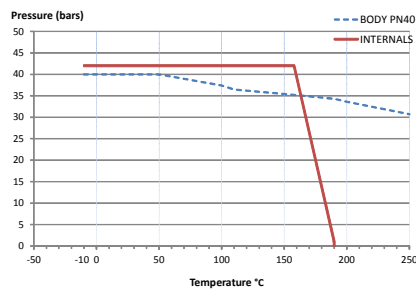
Floating ball.
Split body.
Full bore.
Soft seat.
Three way
Fire Safe Design
Anti Blow out proof stem.
Autoadjustable packing.
Anti static device.
Self-cavity pressure relief.

Standards

Top flange ISO 5211
Flanges EN 1092-01
Testing EN-12266, ISO 5208
Design EN-12516, ISO 17292

Official approvals

TA-LUFT VDI 2440
ISO 15848-1
ATEX 2014/34/EU
PED 2014/68/EU
SIL 3 CAPABLE



PEKOS GROUP CERTIFICATES:

ISO 9001-2008 / 2014/68/EU / API-6D



DIMENSIONS & Technical information

DN	PN	D	L	E	A	B	C	F	H	G	V	X	Y	Z	n x d	ISO 5211	Torque	MAST	Weight
25	40	25	230	115	68	85	18	67	185	117	18	14	17	20	4 x 14	F05	27	94,5	14,0
40	40	40	260	150	88	110	18	82	293	136	22	17	20	30	4 x 18	F07	60	250,3	22,0
50	40	50	290	165	102	125	20	90	293	144	22	17	20	30	4 x 18	F07	97	250,3	30,0
65	40	65	340	185	122	145	22	109	450	182	28	22	22	40	8 x 18	F10	127	522,5	47,0
80	40	80	380	200	138	160	24	132	740	205	36	27	35	50	8 x 18	F12	195	1073,3	64,8
100	40	100	430	235	162	190	24	147	740	220	36	27	35	50	8 x 22	F12	285	1073,3	95,0

** Depending on service conditions.

* Dimensions are in mm.

* Torque & MAST are in Nm.

* Weight is in Kilogram

* Torque values have been measured ΔP at maximum rating at room temperature

DS-1561
Rev.10