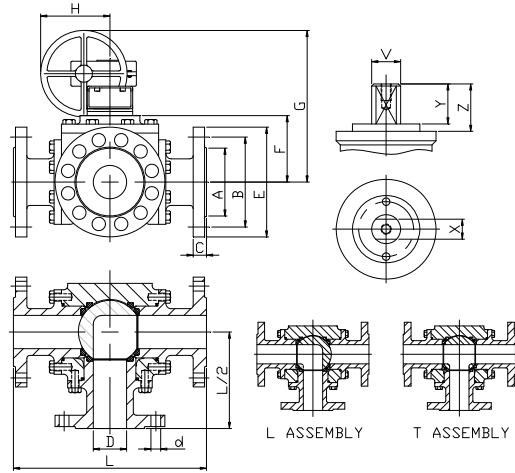
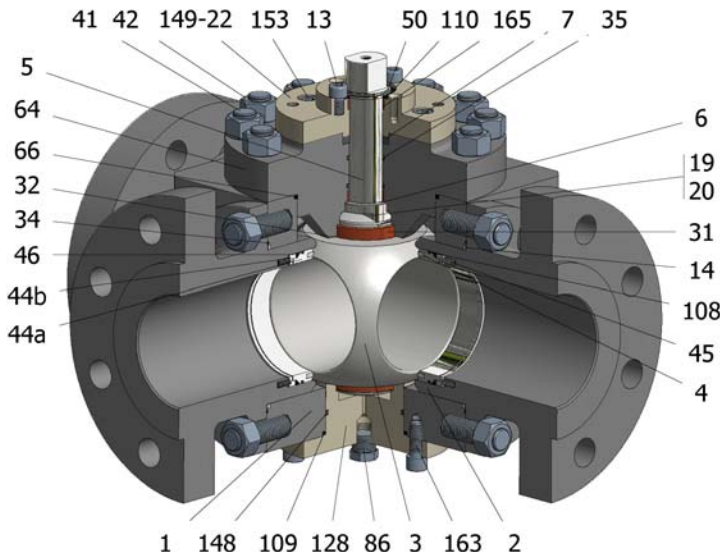


**FIG.GS 89 SGSGV CL300 2"-14" L/T**



Position	Description	Material
01	Body 1	C.S. A352 LCC
02	Body 2	C.S. A352 LCC
03	Ball	S.S. A351 CF8M
04	Seat	PTFE+CG
05	Stem	A182 F51
06	Stem seal	PTFE+CG
07	Stem packing 1	Graphite
13	Cover bolt	S.S. (316)
14	Body seal 1	PTFE+CG
19	Spring	Inconel X750
20	Antistatic ball	Inconel 625
22	Stop pin	S.S. AISI 316
31	Bearing	MU
32	Bearing disk	PTFE+FG
34	Body seal 2	Graphite
35	O ring stem	FKM
41	Stud	A320 L7M
42	Nut	A194 7M
44a	Ring seat 1	S.S. AISI 316
44b	Ring seat 2	S.S. AISI 316
45	Spring seat	Inconel X750
46	Seat seal	Graphite
50	Subjection ring	S.S. AISI 420
64	Body cover	C.S. A352 LCC
65	Body blind	C.S. A352 LCC
66	Body cover seal	PTFE+CG
86	Drain plug	C.S. A350 LF2
86a	Vent plug	C.S. A350 LF2
108	O ring seat	FKM
109	Cover seal	Graphite
110	Subjection ring seal	S.S. AISI 316 Nitrided
128	Body cover 2	C.S. A350 LF2
148	O ring cover	FKM
149	ISO cover	C.S. A350 LF2
153	ISO cover bolt	S.S. (316)
163	Body cover 2 bolt	S.S. (316)
165	Stem bearing	PTFE+FG

**General features**

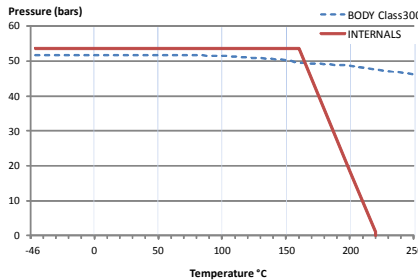
- Full trunnion.
- Three way.
- Full bore.
- Soft seat.
- Bidirectional.
- Fire Safe Design
- Spring loaded seat system.
- Anti Blow out proof stem.
- Anti static device.
- Self-cavity pressure relief.
- Double Block and Bleed.

**Standards**

- Top flange ISO 5211
- Flanges ANSI B16.5
- Face to face EN 558
- Design API 6D, B16.34
- Testing API 598, API 6D, BS 6755-1
- Materials according to NACE MR0175

**Official approvals**

- SIL 3 CAPABLE
- TA-LUFT VDI 2440
- ISO 15848-1
- API 6D.
- ATEX 2014/34/EU
- PED 2014/68/EU



**PEKOS GROUP CERTIFICATES:**  
ISO 9001-2008 / 2014/68/EU / API-6D



**DIMENSIONS & Technical information**

DN	CL	D	L	E	A	B	C	F	H	G	V	X	Y	Z	n x d	ISO 5211	Torque	MAST	Weight
2"	300	50	300	165	92	127	24	103	200	361	22	17	20	30	8 x 19	F07	183	549,6	37,0
3"	300	75	380	210	127	168	30	153	200	411	28	22	22	40	8 x 22	F10	453	1146,9	90,0
4"	300	100	430	255	157	200	33	175	271	506	28	22	22	40	8 x 22	F10	735	1146,9	127,0
6"	300	150	550	320	216	270	38	244	336	626	36	27	35	50	12 x 22	F12	1485	2356,2	221,0
8"	300	201	650	380	270	330	43	274	355	692	48	36	40	63	12 x 25	F14	2325	5585,0	378,0
10"	300	252	775	445	324	387	49	372	430	847	48	36	40	63	16 x 29	F14	3030	5585,0	-
12"	300	303	850	520	381	451	52	397	430	932	60	46	60	73	16 x 32	F16	3675	11084,1	-
14"	300	337	980	585	413	514	57	393	532	982	60	46	60	73	20 x 32	F16	6247	11084,1	-

\*\* Depending on service conditions. \* Dimensions are in mm. \* Torque & MAST are in Nm \* Weight is in Kilogram  
\* Torque values have been measured ΔP at maximum rating at room temperature

**DS-3704**  
Rev.3