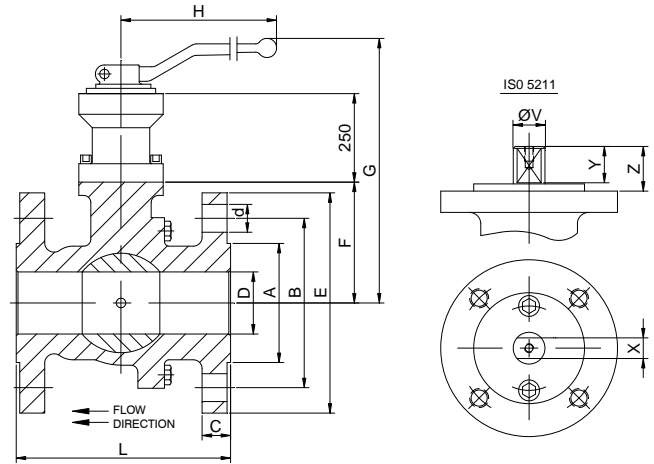
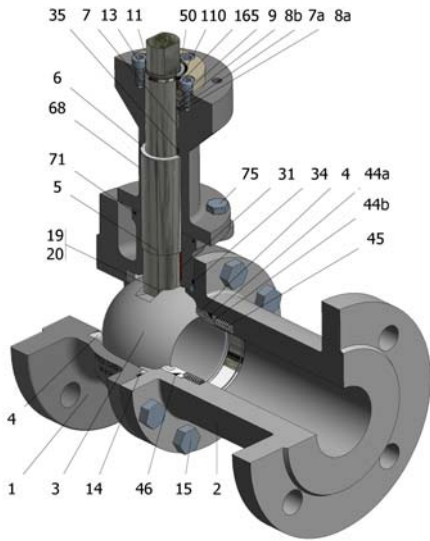


FIG.ZFOSU 26 KTTGN PN40 DN15-100 F1



Position	Description	Material
01	Body 1	S.S. 1.4408
02	Body 2	S.S. 1.4408
03	Ball	S.S. 1.4408
04	Seat	PTFE
05	Stem	XM-19
06	Stem seal	PTFE
07	Stem packing 1	PTFE (modified)
07a	Stem packing 2	Graphite
08a	Gland packing 1	S.S. 1.4401
08b	Gland packing 2	S.S. 1.4401
09	Spring washer	S.S. 1.4310
11	Cover	S.S. 1.4408
13	Cover bolt	A4-70
14	Body seal 1	PTFE (modified)
15	Body bolt	A4-70
16	Handle	WCB
17	Handle bolt	1.045(8.8)
19	Spring	S.S. 1.4401
20	Antistatic ball	S.S. 1.4401
31	Bearing	MU-316
34	Body seal 2	Graphite
35	O ring stem	NBR
44a	Ring seat 1	S.S. 1.4401
44b	Ring seat 2	S.S. 1.4401
45	Spring seat	Inconel X750
46	Seat seal	Graphite
50	Subjection ring	S.S. 1.4021
68	Stem extension casing	S.S. 1.4401
71	Extension seal	Graphite
75	Extension bolt	A4-70
110	Subjection ring seal	S.S. 1.4401 Nitrided
165	Stem bearing	PTFE (modified)+FG

General features

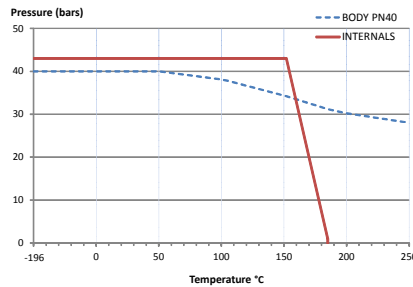
Floating ball.
Cryogenic.
Split body.
Full bore.
Soft seat.
Unidirectional.
Spring loaded seat system.
Anti Blow out proof stem.
Autoadjustable packing.
Anti static device.
Self-cavity pressure relief.
Degreased

Standards

Top flange ISO 5211
Flanges EN 1092-01
Face to face EN 558
Design EN-12516, ISO 17292
Testing EN-12266, ISO 5208

Official approvals

CERTIFICATE FIRE SAFE
TA-LUFT VDI 2440
ISO 15848-1
ATEX 2014/34/EU
PED 2014/68/EU
SIL 3 CAPABLE
EN 161/EN ISO 23553-1
CRYOGENIC



PEKOS GROUP CERTIFICATES:

ISO 9001-2008 / 2014/68/EU / API-6D



DIMENSIONS & Technical information

DN	PN	D	L	E	A	B	C	F	H	G	V	X	Y	Z	n x d	ISO 5211	Torque	MAST	Weight
15	40	15	130	95	45	65	16	51	185	364	14	11	11	13,5	4 x 14	F05	26	80,6	4
20	40	20	150	105	58	75	18	53	185	366	14	11	11	13,5	4 x 14	F05	29	80,6	5
25	40	25	160	115	68	85	18	59	185	372	18	14	17	19,5	4 x 14	F05	37	175,2	6
32	40	32	180	140	78	100	18	64	185	377	18	14	17	19,5	4 x 18	F05	62	175,2	9
40	40	40	200	150	88	110	18	75	293	395	22	17	20	30	4 x 18	F07	83	464,1	11
50	40	50	230	165	102	125	20	83	293	403	22	17	20	30	4 x 18	F07	136	464,1	16
65	40	65	290	185	122	145	22	96	293	416	22	17	20	30	8 x 18	F07	178	464,1	24
80	40	80	310	200	138	160	24	114	350	457	28	22	22	40	8 x 18	F10	270	968,5	31
100	40	100	350	235	162	190	24	128	350	471	28	22	22	40	8 x 22	F10	395	968,5	44

** Depending on service conditions.

* Dimensions are in mm.

* Torque & MAST are in Nm.

* Weight is in Kilogram

* Torque values have been measured ΔP at maximum rating at room temperature

DS-2958
Rev.4