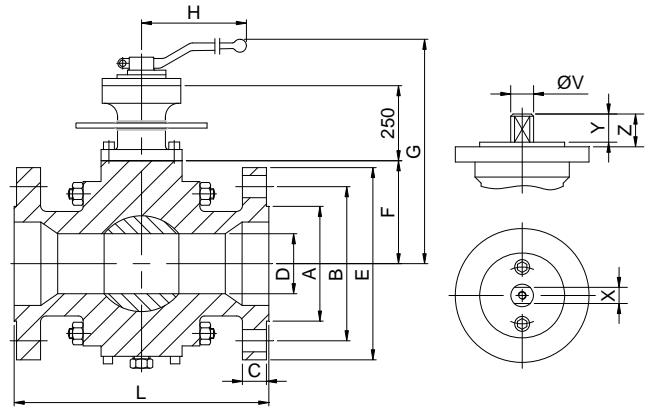
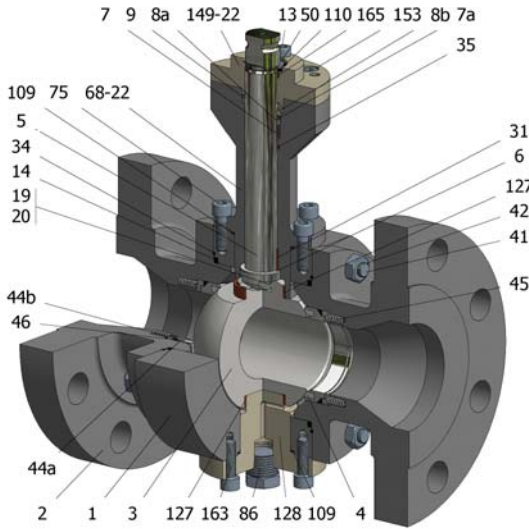


## FIG.ZFGKOSRB 36 KTTGN 2 1/2"-4"



Position	Description	Material
01	Body 1	A182 F316
02	Body 2	A182 F316
03	Ball	A182 F316
04	Seat	PTFE
05	Stem	XM-19
06	Stem seal	PTFE
07	Stem packing 1	PTFE (modified)
07a	Stem packing 2	Graphite
08a	Gland packing 1	S.S. AISI 316
08b	Gland packing 2	S.S. AISI 316
09	Spring washer	S.S. AISI 301
13	Cover bolt	S.S. (316)
14	Body seal 1	PTFE (modified)
16	Handle	WCB
17	Handle bolt	1.045(8.8)
19	Spring	Inconel X750
20	Antistatic ball	Inconel X718
22	Stop pin	S.S. AISI 316
31	Bearing	MU-316
34	Body seal 2	Graphite
35	O ring stem	NBR
41	Stud	A320 B8M
42	Nut	A194 8M
44a	Ring seat 1	S.S. AISI 316
44b	Ring seat 2	S.S. AISI 316
45	Spring seat	Inconel X750
46	Seat seal	Graphite
50	Subjection ring	S.S. AISI 420
68	Stem extension casing	A182 F316
75	Extension bolt	S.S. (316)
86	Drain plug	S.S. AISI 316
86a	Vent plug	S.S. AISI 316
109	Cover seal	Graphite
110	Subjection ring seal	S.S. AISI 316 Nitrided
127	Stem bearing	MU-316
128	Body cover 2	S.S. AISI 316
149	ISO cover	S.S. AISI 316
153	ISO cover bolt	S.S. (316)

### General features

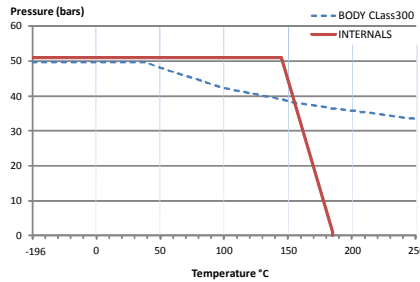
Full trunnion.  
Cryogenic.  
Three pieces.  
Reduced bore.  
Soft seat.  
Bidirectional.  
Self-cavity pressure relief.  
Spring loaded seat system.  
Anti Blow out proof stem.  
Anti static device.  
Autoadjustable packing.  
Double Block and Bleed.  
Degreased

### Standards


Top flange ISO 5211  
Flanges ANSI B16.5  
Face to face ANSI B16.10  
Design API 6D, B16.34  
Testing API 598, API 6D, BS 6755-1  
Materials according to NACE MR0175

### Official approvals

CERTIFICATE FIRE SAFE  
TA-LUFT VDI 2440  
ISO 15848-1  
CRYOGENIC  
ATEX 2014/34/EU  
PED 2014/68/EU  
API 6D.  
SIL 3 CAPABLE



### PEKOS GROUP CERTIFICATES:



### DIMENSIONS & Technical information

DN	CL	D	L	E	A	B	C	F	H	G	V	X	Y	Z	n x d	ISO 5211	Torque	MAST	Weight
2 1/2"	300	50	241	190	105	149	27	73	293	395	22	17	20	30	8 x 22	F07	210	464,1	28
3"	300	65	283	210	127	168	30	79	293	401	22	17	20	30	8 x 22	F07	355	464,1	36
4"	300	75	305	255	157	200	33	98	350	457	28	22	22	40	8 x 22	F10	505	968,5	71

\*\* Depending on service conditions.

\* Dimensions are in mm.

\* Torque & MAST are in Nm

\* Weight is in Kilogram

\* Torque values have been measured ΔP at maximum rating at room temperature

DS-1803  
Rev.5