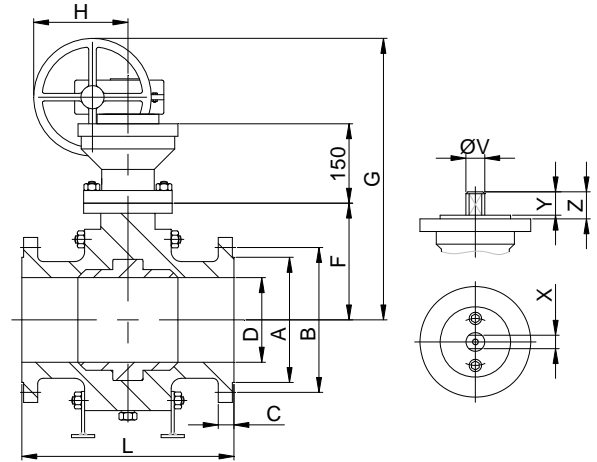
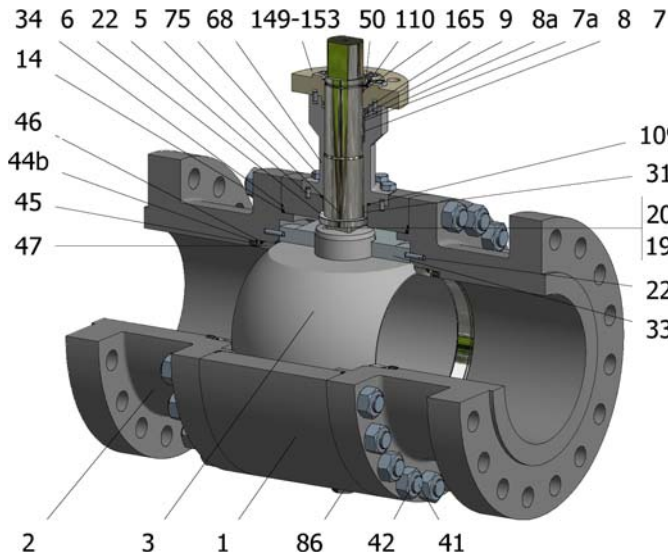


FIG.ZFGKMS 66 CGGG CL600 4"-16" RF



Position	Description	Material
01	Body 1	A182 F316
02	Body 2	A182 F316
03	Ball	A182 F316+Cr-Carbide
05	Stem	XM-19
06	Stem seal	S.S. AISI 316 Nitrided
07	Stem packing 1	Graphite
07a	Stem packing 2	Graphite
08	Gland packing 1	S.S. AISI 316
08a	Gland packing 2	S.S. AISI 316
09	Spring washer	Inconel X718
14	Body seal 1	Graphite
19	Spring	S.S. AISI 316
20	Antistatic ball	S.S. AISI 316
22	Stop pin	S.S. AISI 316
31	Bearing	Carbongraphite
33	Support bearing	S.S. AISI 316
34	Body seal 2	Graphite
41	Stud	A193 B8M
42	Nut	A194 8M
44b	Ring seat 2	S.S. AISI 316
45	Spring seat	Inconel X750
46	Seat seal	Graphite
47	Metal seat	AISI 316+Cr-Carbide
50	Subjection ring	S.S. AISI 420
68	Stem extension casing	A182 F316
75	Extension bolt	S.S. (316)
86	Drain plug	S.S. AISI 316
86a	Vent plug	S.S. AISI 316
109	Cover seal	Graphite
110	Subjection ring seal	S.S. AISI 316 Nitrided
149	ISO cover	S.S. AISI 316
153	ISO cover bolt	S.S. (316)
165	Stem bearing	Carbongraphite

General features

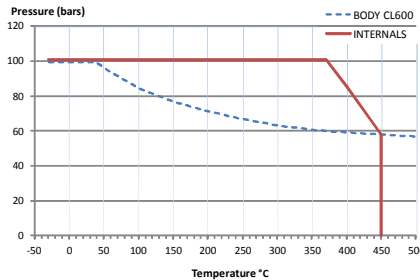
Full trunnion.
Three pieces.
Full bore.
Metal to Metal.
Bidirectional.
Self-cavity pressure relief.
Spring loaded seat system.
Anti Blow out proof stem.
Anti static device.
Autoadjustable packing.
Double Block and Bleed.
Security stem extension

Standards

Top flange ISO 5211
Flanges ANSI B16.5
Face to face ANSI B16.10
Design API 6D, B16.34
Testing API 598, API 6D, BS 6755-1
Materials according to NACE MR0175

Official approvals

CERTIFICATE FIRE SAFE
TA-LUFT VDI 2440
ISO 15848-1
ATEX 2014/34/EU
API 6D.
PED 2014/68/EU
SIL 3 CAPABLE



PEKOS GROUP CERTIFICATES:



DIMENSIONS & Technical information

DN	CL	D	L	E	A	B	C	F	H	G	V	X	Y	Z	n x d	ISO 5211	Torque	MAST	Weight
4"	600	100	432	275	157	216	45	108	336	650	36	27	35	44	8 x 25	F14-1	1280	1989,7	115
6"	600	150	559	355	216	292	55	155	303	633	48	36	40	63	12 x 29	F16-1	2850	4716,3	245
8"	600	201	660	420	270	349	63	200	380	685	60	46	60	73	12 x 32	F16	4450	9359,9	440
10"	600	252	787	510	324	432	71	235	440	777	60	46	60	68	16 x 35	F25-1	5690	9359,9	700
12"	600	303	838	560	381	489	74	282	440	829	72	55	70	83	20 x 35	F25	6800	16131,2	930
14"	600	334	889	605	413	527	78	309	509	879	72	55	70	83	20 x 38	F30-1	11560	16131,2	1475
16"	600	385	991	685	470	603	84	348	509	918	72	55	70	83	20 x 41	F30-1	15400	16131,2	1785

** Depending on service conditions.

* Dimensions are in mm.

* Torque & MAST are in Nm

* Weight is in Kilogram

* Torque values have been measured ΔP at maximum rating at room temperature

DS-3951
Rev.3