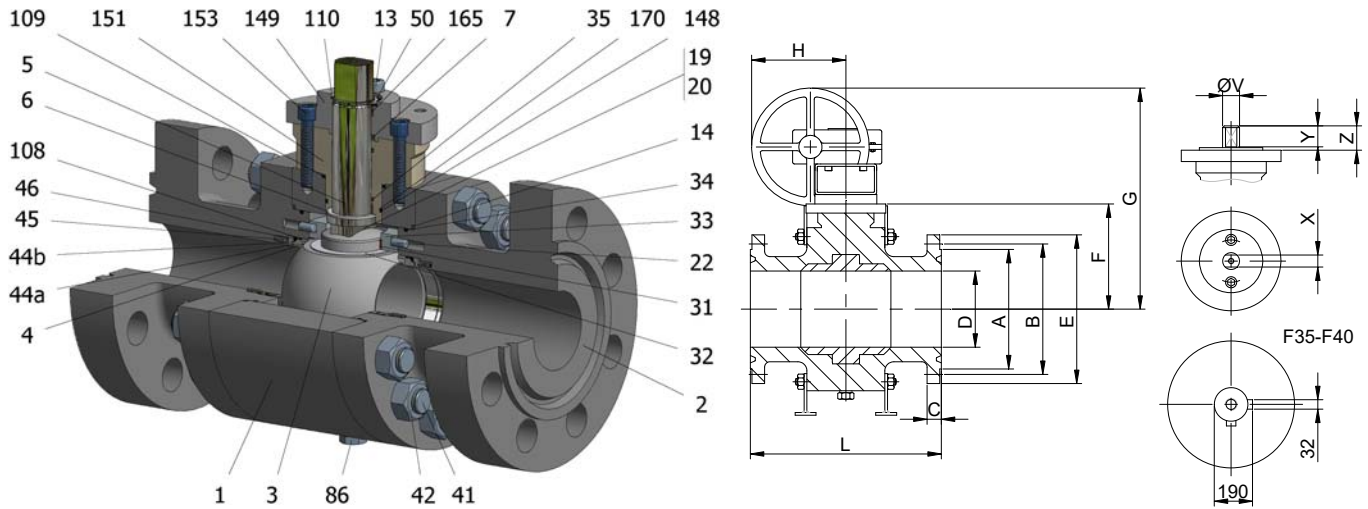


FIG.GKS 904 NGGVV CL900 3"-20" RTJ



Position	Description	Material
01	Body 1	C.S. A-105
02	Body 2	C.S. A-105
03	Ball	A182 F316
04	Seat	DEVLON V
05	Stem	A182 F51
06	Stem seal	PEEK
07	Stem packing 1	Graphite
14	Body seal 1	Graphite
19	Spring	Inconel X750
20	Antistatic ball	Inconel X718
22	Stop pin	S.S. AISI 316
31	Bearing	MU
32	Bearing disk	PTFE (modified)+FG
33	Support bearing	S.S. AISI 420
34	Body seal 2	FKM
35	O ring stem	FKM
41	Stud	A320 L7M
42	Nut	A194 7M
44a	Ring seat 1	S.S. AISI 316
44b	Ring seat 2	S.S. AISI 316
45	Spring	Inconel X750
46	Seat seal	Graphite
50	Subjection ring	S.S. AISI 420
86	Drain plug	C.S. A350 LF2
86a	Vent plug	C.S. A350 LF2
108	O ring seat	FKM
109	Cover seal	Graphite
110	Subjection ring seal	S.S. AISI 316 Nitrided
148	O ring cover	FKM
149	ISO cover	C.S. A-105
151	Body cover 1	C.S. A-105
152	Body cover bolt	S.S. (316)
153	ISO cover bolt	S.S. (316)
165	Stem bearing	PTFE (modified)+FG
170	O stop seal	PTFE (modified)+CG

General features

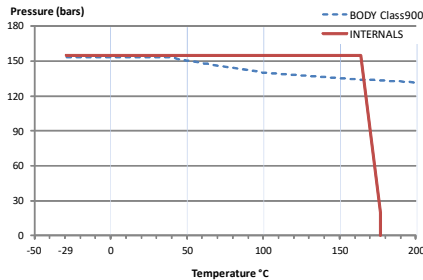
Full trunnion.
Three pieces.
Full bore.
Soft seat.
Bidirectional.
Spring loaded seat system.
Anti Blow out proof stem.
Anti static device.
Self-cavity pressure relief.
Double Block and Bleed.

Standards


Top flange ISO 5211
Flanges ANSI B16.5
Face to face ANSI B16.10
Testing API 598, API 6D, BS 6755-1
Design API 6D, B16.34
Materials according to NACE MR0175

Official approvals

SIL 3 CAPABLE
CERTIFICATE FIRE SAFE
TA-LUFT VDI 2440
ISO 15848-1
API 6D.
ATEX 2014/34/EU
PED 2014/68/EU



PEKOS GROUP CERTIFICATES:



DIMENSIONS & Technical information

DN	CL	D	L	E	A	B	C	F	H	G	V	X	Y	Z	n x d	ISO 5211	Torque	MAST	Weight
3"	900	75	384	240	156	191	47	160	271	481	36	27	35	50	8 x 25	F12	600	2356,2	105
4"	900	100	460	290	181	235	53	175	271	496	36	27	35	50	8 x 32	F12	920	2356,2	165
6"	900	150	613	380	241	318	62	229	336	611	48	36	40	63	12 x 32	F14	2175	5585,0	380
8"	900	201	740	470	308	394	72	295	405	643	48	36	40	63	12 x 38	F16-1	3400	5585,0	640
10"	900	252	841	545	362	470	79	330	430	685	48	36	40	63	16 x 38	F16-1	4300	5585,0	952
12"	900	303	968	610	419	533	88	400	430	755	72	55	70	83	20 x 38	F25	5100	19102,7	1312
14"	900	322	1038	640	467	559	97	436	613	866	98	75	100	106	20 x 41	F30	8675	48235,0	1595
16"	900	373	1140	705	524	616	101	476	831	961	98	75	100	106	20 x 45	F30	11540	48235,0	1962
18"	900	423	1232	785	594	686	115	511	831	1196	98	75	100	106	20 x 51	F30	18100	48235,0	2755
20"	900	471	1334	855	648	749	120	585	**	**	120	32	-	200	20 x 54	F35	25340	32400,0	3752

DS-1108
Rev.6